

Signify Classified - Internal
Cooper Lighting Solutions Photometric Lab
1121 Highway 74 South
Peachtree City, GA 30269



Scaled data based on original data using
LM-79-08 Approved Method: Electrical and Photometric Measurements of Solid-
State Lighting Products

Test Report Prepared for
Cooper Lighting Solutions
(formerly Eaton)

Brand: LUMIERE

Report Number: P10066

Luminaire Tested: **1235L-RD-x-LED**

Issue Date: 05/16/06

Report Generated By 670245982

Test Information

Test Method: LM-79-08
Report Number: P10066
Test Lab: PEACHTREE CITY
Issue Date: 05/16/06
Manufacturer: COOPER LIGHTING SOLUTIONS (FORMERLY EATON)
Product Line: LUMIERE
Catalog Number: 1235L-RD-x-LED
Description: LUMIERE 5 INCH LED STEP LIGHT
WITH LOUVER FACEPLATE, CLEAR LENS, WITH OUT REFLECTOR
Light Source: IN TRIANGULAR CONFIGURATION
3 SMT LED CIRCUIT BOARD
Ballast/Driver: -

Summary

Lumens per Lamp: 75 (1 lamp)
Luminaire Lumens: 2 lumens
Efficiency: 2.6%
Efficacy: 0.4 lumens/watt
Luminous Opening: Circular (Dia: 0.33' x H: 0')
IES Classification: Type IV - Short - Cutoff
BUG Rating: B0 - U1 - G0

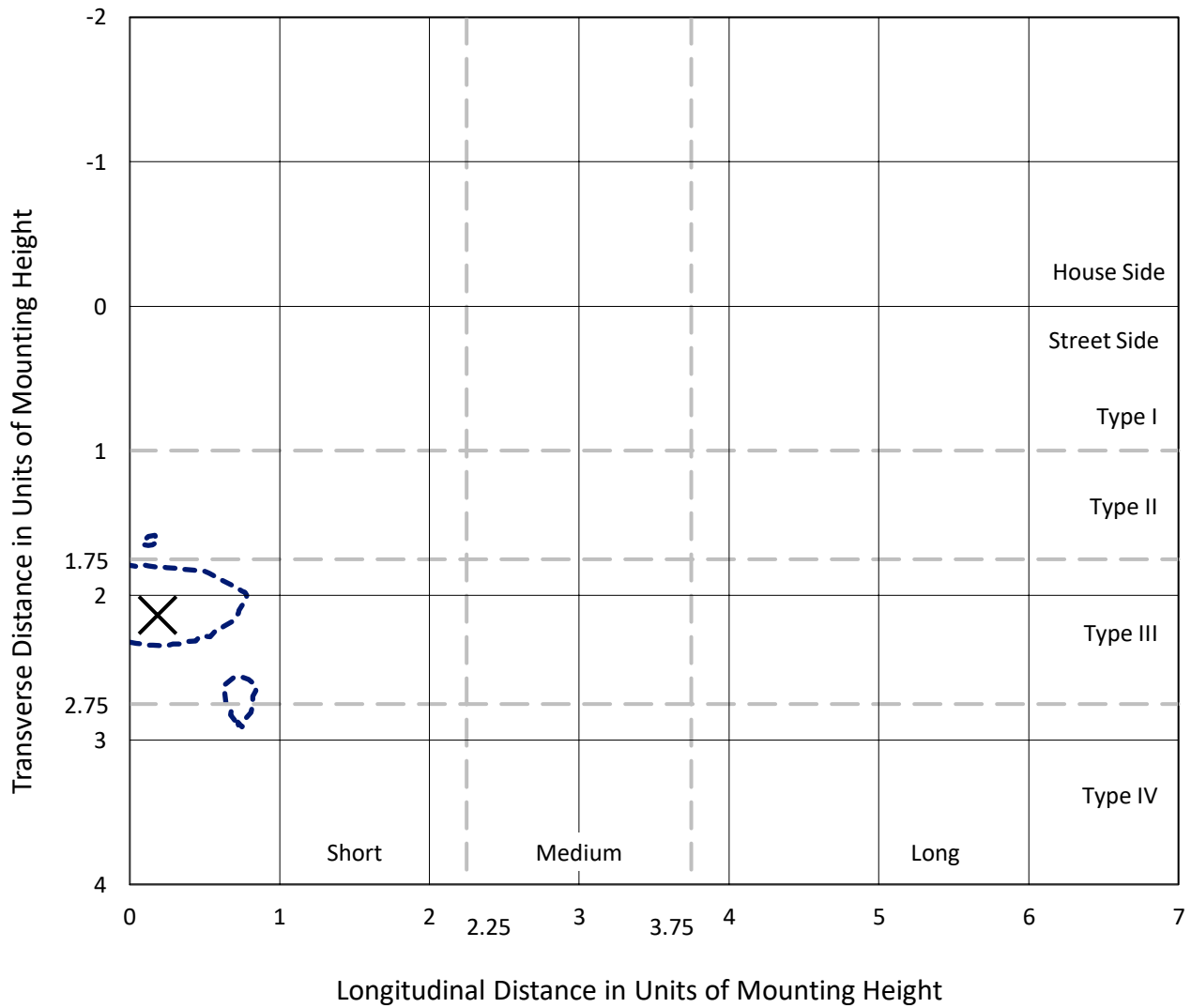
Input Watts (W): 5
Input Voltage (V): NR
Input Current (A_{in}): NR
Voltage Rise (V): NR
Power Factor: NR
Total Harmonic Distortion (THDi): NR
Frequency (hertz): 60
Stabilization Time: NR
Operation Time: NR
Ambient Temperature (°C): NR
Test Distance: 24 FT



REPORT NUMBER: P10066
 CATALOG NUMBER: 1235L-RD-x-LED

Iso-Footcandle Lines of Horizontal Illumination

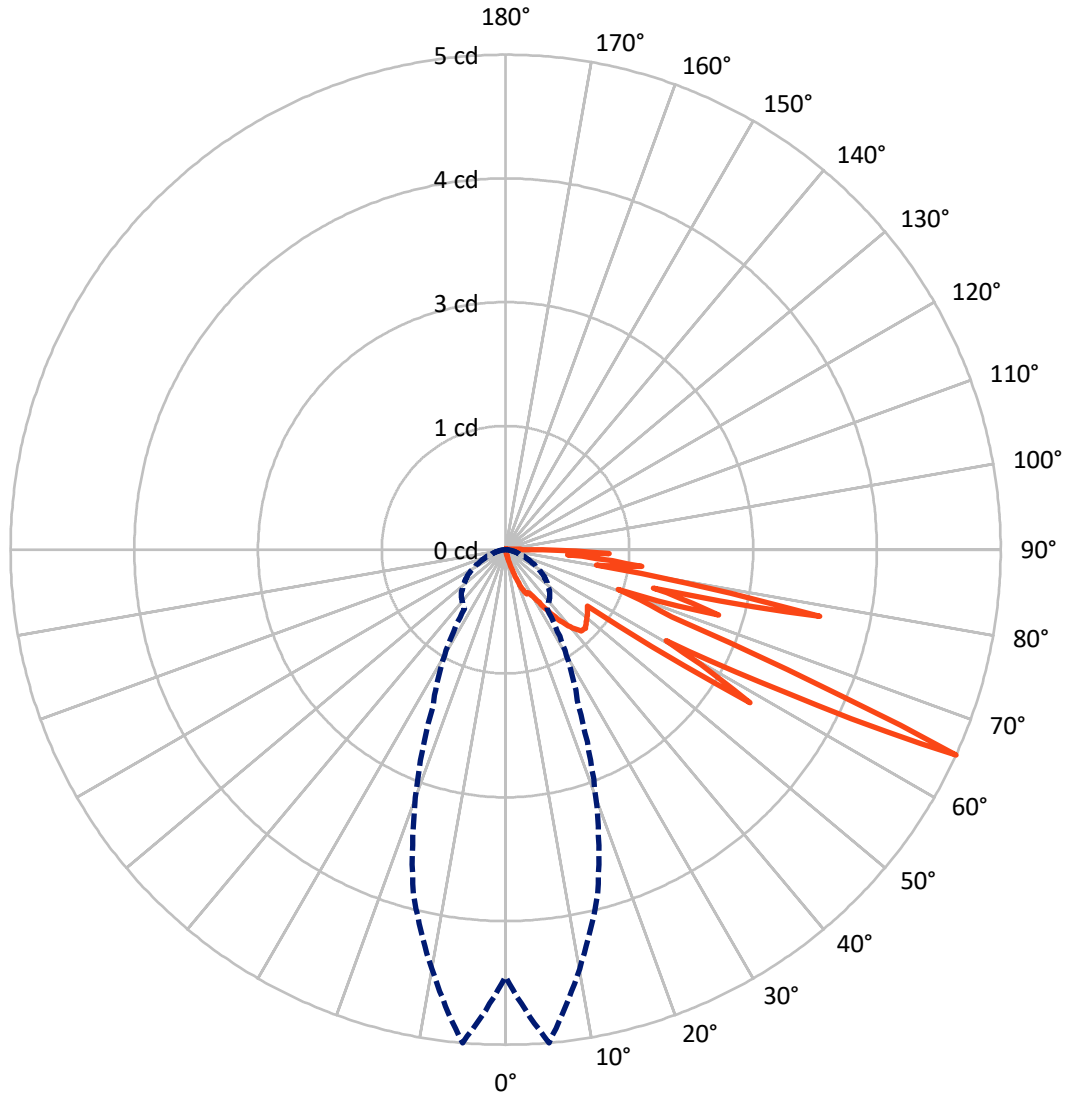
× Max cd
 - - - 1/2 Max cd



Based on 10 foot mounting height. Maximum calculated value = 0 fc
 Type IV - Short - Cutoff

REPORT NUMBER: P10066
CATALOG NUMBER: 1235L-RD-x-LED

Luminous Intensity Polar Plot



— Vertical Plane Through 5-Deg Lateral - - - Horizontal Cone Through 65-Deg Vertical

REPORT NUMBER: P10066
 CATALOG NUMBER: 1235L-RD-x-LED

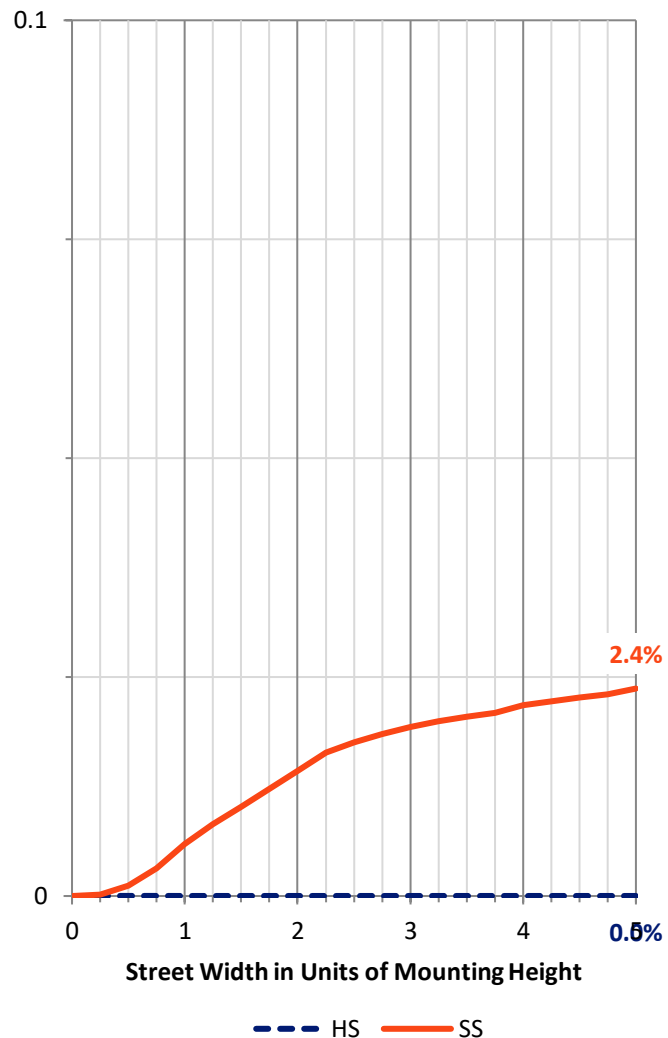
FLUX DISTRIBUTION:

		Downward	Upward	Total
House Side	Lumens	0.0	0.0	0.0
	% Lamp	0.0	0.0	0.0
Street Side	Lumens	1.9	0.0	2.0
	% Lamp	2.6	0.1	2.6
Total	Lumens	1.9	0.0	2.0
	% Lamp	2.6	0.1	2.6

ZONAL LUMENS:

Zone	Lumens	% Fixture	% Lamp
0°-10°	0.0	0.0	0.0
10°-20°	0.0	0.5	0.0
20°-30°	0.1	2.7	0.1
30°-40°	0.1	5.8	0.2
40°-50°	0.2	11.8	0.3
50°-60°	0.4	17.9	0.5
60°-70°	0.5	26.9	0.7
70°-80°	0.4	21.5	0.6
80°-90°	0.2	10.9	0.3
90°-100°	0.0	1.0	0.0
100°-110°	0.0	0.5	0.0
110°-120°	0.0	0.2	0.0
120°-130°	0.0	0.1	0.0
130°-140°	0.0	0.1	0.0
140°-150°	0.0	0.0	0.0
150°-160°	0.0	0.1	0.0
160°-170°	0.0	0.0	0.0
170°-180°	0.0	0.0	0.0
0°-90°	1.9	98.0	2.6
0°-180°	2.0	100.0	2.6

Coefficient of Utilization

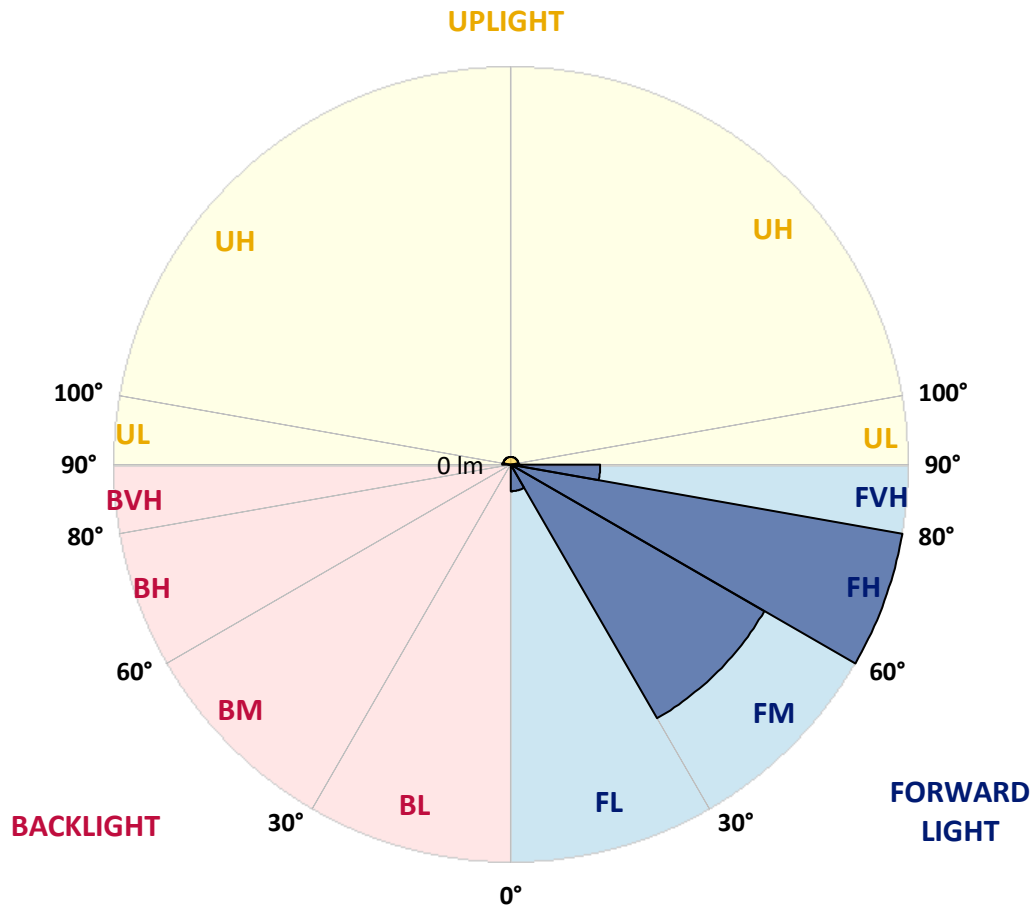


REPORT NUMBER: P10066
 CATALOG NUMBER: 1235L-RD-x-LED

LUMINAIRE CLASSIFICATION SYSTEM LUMEN TABLE AND BUG RATING:

Zone	Lumens	% Lamp	Zone Rating/Lumen Limit		
			B	U	G
FL (0°-30°)	0.1	0.1			
FM (30°-60°)	0.7	0.9			
FH (60°-80°)	1.0	1.3			G0/660
FVH (80°-90°)	0.2	0.3			G0/10
BL (0°-30°)	0.0	0.0	B0/110		
BM (30°-60°)	0.0	0.0	B0/220		
BH (60°-80°)	0.0	0.0	B0/110		G0/110
BVH (80°-90°)	0.0	0.0			G0/10
UL (90°-100°)	0.0	0.0		U1/10	
UH (100°-180°)	0.0	0.0		U1/10	
Trapped Light	73.0	97.4			

BUG Rating: B0-U1-G0
 Type IV Short





REPORT NUMBER: P10066
 CATALOG NUMBER: 1235L-RD-x-LED

CANDELA DISTRIBUTION (FULL):

	0°	5°	15°	25°	35°	45°	55°	65°	75°	85°	90°
0°	0.0	0.0	0.0	0.0	0.0	0.0	0.0	0.0	0.0	0.0	0.0
2.5°	0.0	0.0	0.0	0.0	0.0	0.0	0.0	0.0	0.0	0.0	0.0
5°	0.0	0.0	0.0	0.0	0.0	0.0	0.0	0.0	0.0	0.0	0.0
7.5°	0.0	0.0	0.0	0.0	0.0	0.0	0.0	0.0	0.0	0.0	0.0
10°	0.0	0.0	0.0	0.0	0.0	0.0	0.0	0.0	0.0	0.0	0.0
12.5°	0.1	0.1	0.0	0.1	0.0	0.0	0.0	0.0	0.0	0.0	0.0
15°	0.1	0.1	0.1	0.1	0.1	0.0	0.0	0.0	0.0	0.0	0.0
17.5°	0.2	0.2	0.2	0.2	0.1	0.1	0.1	0.0	0.0	0.0	0.0
20°	0.3	0.3	0.3	0.2	0.2	0.1	0.1	0.0	0.0	0.0	0.0
22.5°	0.6	0.5	0.5	0.4	0.3	0.2	0.1	0.0	0.0	0.0	0.0
25°	0.6	0.5	0.5	0.5	0.3	0.2	0.1	0.0	0.0	0.0	0.0
27.5°	0.6	0.5	0.5	0.5	0.4	0.2	0.1	0.0	0.0	0.0	0.0
30°	0.6	0.6	0.6	0.5	0.3	0.2	0.1	0.0	0.0	0.0	0.0
32.5°	0.7	0.7	0.7	0.6	0.4	0.2	0.1	0.0	0.0	0.0	0.0
35°	0.9	0.9	0.8	0.6	0.4	0.3	0.1	0.1	0.0	0.0	0.0
37.5°	1.0	1.0	0.9	0.8	0.5	0.3	0.2	0.1	0.0	0.0	0.0
40°	1.2	1.1	1.1	0.9	0.7	0.4	0.2	0.1	0.0	0.0	0.0
42.5°	1.2	1.2	1.2	1.0	0.8	0.5	0.3	0.1	0.0	0.0	0.0
45°	1.2	1.2	1.2	1.1	0.9	0.6	0.3	0.2	0.0	0.0	0.0
47.5°	1.2	1.2	1.2	1.1	1.0	0.7	0.4	0.2	0.1	0.0	0.0
50°	1.2	1.2	1.1	1.1	1.0	0.7	0.5	0.2	0.1	0.0	0.0
52.5°	1.1	1.1	1.1	1.1	1.0	0.8	0.5	0.3	0.1	0.0	0.0
55°	1.1	1.1	1.1	1.0	1.0	0.8	0.5	0.3	0.1	0.0	0.0
57.5°	2.6	3.2	2.7	1.5	0.9	0.8	0.6	0.3	0.1	0.0	0.0
60°	2.0	2.0	1.6	0.9	0.9	0.8	0.6	0.3	0.1	0.0	0.0
62.5°	3.9	3.4	2.7	1.1	0.8	0.7	0.5	0.3	0.1	0.0	0.0
65°	4.7	5.4	3.9	1.9	0.8	0.7	0.5	0.3	0.1	0.0	0.0
67.5°	1.6	2.0	1.9	1.4	0.7	0.6	0.5	0.3	0.1	0.0	0.0
70°	1.1	1.3	2.9	1.8	0.9	0.6	0.5	0.3	0.1	0.0	0.0
72.5°	2.4	2.5	2.4	1.2	0.6	0.5	0.4	0.3	0.1	0.0	0.0
75°	1.5	1.7	1.4	0.8	0.7	0.5	0.4	0.2	0.1	0.0	0.0
77.5°	3.8	3.5	2.6	1.3	0.5	0.4	0.3	0.2	0.1	0.0	0.0
80°	0.9	1.0	1.3	0.6	0.4	0.4	0.3	0.2	0.1	0.0	0.0
82.5°	1.4	1.5	1.4	1.0	0.7	0.3	0.2	0.1	0.1	0.0	0.0
85°	0.8	0.7	0.7	0.6	0.2	0.2	0.2	0.1	0.1	0.0	0.0
87.5°	1.1	1.1	1.0	0.6	0.5	0.2	0.1	0.1	0.0	0.0	0.0
90°	0.2	0.2	0.2	0.2	0.1	0.1	0.1	0.0	0.0	0.0	0.0
92.5°	0.1	0.1	0.1	0.1	0.1	0.0	0.0	0.0	0.0	0.0	0.0
95°	0.0	0.0	0.0	0.0	0.0	0.0	0.0	0.0	0.0	0.0	0.0
97.5°	0.0	0.0	0.0	0.0	0.0	0.0	0.0	0.0	0.0	0.0	0.0
100°	0.0	0.0	0.0	0.0	0.0	0.0	0.0	0.0	0.0	0.0	0.0
102.5°	0.0	0.0	0.0	0.0	0.0	0.0	0.0	0.0	0.0	0.0	0.0
105°	0.0	0.0	0.0	0.0	0.0	0.0	0.0	0.0	0.0	0.0	0.0
107.5°	0.0	0.0	0.0	0.0	0.0	0.0	0.0	0.0	0.0	0.0	0.0
110°	0.0	0.0	0.0	0.0	0.0	0.0	0.0	0.0	0.0	0.0	0.0



REPORT NUMBER: P10066
 CATALOG NUMBER: 1235L-RD-x-LED

CANDELA DISTRIBUTION (continued):

	0°	5°	15°	25°	35°	45°	55°	65°	75°	85°	90°
112.5°	0.0	0.0	0.0	0.0	0.0	0.0	0.0	0.0	0.0	0.0	0.0
115°	0.0	0.0	0.0	0.0	0.0	0.0	0.0	0.0	0.0	0.0	0.0
117.5°	0.0	0.0	0.0	0.0	0.0	0.0	0.0	0.0	0.0	0.0	0.0
120°	0.0	0.0	0.0	0.0	0.0	0.0	0.0	0.0	0.0	0.0	0.0
122.5°	0.0	0.0	0.0	0.0	0.0	0.0	0.0	0.0	0.0	0.0	0.0
125°	0.0	0.0	0.0	0.0	0.0	0.0	0.0	0.0	0.0	0.0	0.0
127.5°	0.0	0.0	0.0	0.0	0.0	0.0	0.0	0.0	0.0	0.0	0.0
130°	0.0	0.0	0.0	0.0	0.0	0.0	0.0	0.0	0.0	0.0	0.0
132.5°	0.0	0.0	0.0	0.0	0.0	0.0	0.0	0.0	0.0	0.0	0.0
135°	0.0	0.0	0.0	0.0	0.0	0.0	0.0	0.0	0.0	0.0	0.0
137.5°	0.0	0.0	0.0	0.0	0.0	0.0	0.0	0.0	0.0	0.0	0.0
140°	0.0	0.0	0.0	0.0	0.0	0.0	0.0	0.0	0.0	0.0	0.0
142.5°	0.0	0.0	0.0	0.0	0.0	0.0	0.0	0.0	0.0	0.0	0.0
145°	0.0	0.0	0.0	0.0	0.0	0.0	0.0	0.0	0.0	0.0	0.0
147.5°	0.0	0.0	0.0	0.0	0.0	0.0	0.0	0.0	0.0	0.0	0.0
150°	0.0	0.0	0.0	0.0	0.0	0.0	0.0	0.0	0.0	0.0	0.0
152.5°	0.0	0.0	0.0	0.0	0.0	0.0	0.0	0.0	0.0	0.0	0.0
155°	0.0	0.0	0.0	0.0	0.0	0.0	0.0	0.0	0.0	0.0	0.0
157.5°	0.0	0.0	0.0	0.0	0.0	0.0	0.0	0.0	0.0	0.0	0.0
160°	0.0	0.0	0.0	0.0	0.0	0.0	0.0	0.0	0.0	0.0	0.0
162.5°	0.0	0.0	0.0	0.0	0.0	0.0	0.0	0.0	0.0	0.0	0.0
165°	0.0	0.0	0.0	0.0	0.0	0.0	0.0	0.0	0.0	0.0	0.0
167.5°	0.0	0.0	0.0	0.0	0.0	0.0	0.0	0.0	0.0	0.0	0.0
170°	0.0	0.0	0.0	0.0	0.0	0.0	0.0	0.0	0.0	0.0	0.0
172.5°	0.0	0.0	0.0	0.0	0.0	0.0	0.0	0.0	0.0	0.0	0.0
175°	0.0	0.0	0.0	0.0	0.0	0.0	0.0	0.0	0.0	0.0	0.0
177.5°	0.0	0.0	0.0	0.0	0.0	0.0	0.0	0.0	0.0	0.0	0.0
180°	0.0	0.0	0.0	0.0	0.0	0.0	0.0	0.0	0.0	0.0	0.0



REPORT NUMBER: P10066
 CATALOG NUMBER: 1235L-RD-x-LED

CANDELA DISTRIBUTION (continued):

	95°	105°	115°	125°	135°	145°	155°	165°	175°	180°
0°	0.0	0.0	0.0	0.0	0.0	0.0	0.0	0.0	0.0	0.0
2.5°	0.0	0.0	0.0	0.0	0.0	0.0	0.0	0.0	0.0	0.0
5°	0.0	0.0	0.0	0.0	0.0	0.0	0.0	0.0	0.0	0.0
7.5°	0.0	0.0	0.0	0.0	0.0	0.0	0.0	0.0	0.0	0.0
10°	0.0	0.0	0.0	0.0	0.0	0.0	0.0	0.0	0.0	0.0
12.5°	0.0	0.0	0.0	0.0	0.0	0.0	0.0	0.0	0.0	0.0
15°	0.0	0.0	0.0	0.0	0.0	0.0	0.0	0.0	0.0	0.0
17.5°	0.0	0.0	0.0	0.0	0.0	0.0	0.0	0.0	0.0	0.0
20°	0.0	0.0	0.0	0.0	0.0	0.0	0.0	0.0	0.0	0.0
22.5°	0.0	0.0	0.0	0.0	0.0	0.0	0.0	0.0	0.0	0.0
25°	0.0	0.0	0.0	0.0	0.0	0.0	0.0	0.0	0.0	0.0
27.5°	0.0	0.0	0.0	0.0	0.0	0.0	0.0	0.0	0.0	0.0
30°	0.0	0.0	0.0	0.0	0.0	0.0	0.0	0.0	0.0	0.0
32.5°	0.0	0.0	0.0	0.0	0.0	0.0	0.0	0.0	0.0	0.0
35°	0.0	0.0	0.0	0.0	0.0	0.0	0.0	0.0	0.0	0.0
37.5°	0.0	0.0	0.0	0.0	0.0	0.0	0.0	0.0	0.0	0.0
40°	0.0	0.0	0.0	0.0	0.0	0.0	0.0	0.0	0.0	0.0
42.5°	0.0	0.0	0.0	0.0	0.0	0.0	0.0	0.0	0.0	0.0
45°	0.0	0.0	0.0	0.0	0.0	0.0	0.0	0.0	0.0	0.0
47.5°	0.0	0.0	0.0	0.0	0.0	0.0	0.0	0.0	0.0	0.0
50°	0.0	0.0	0.0	0.0	0.0	0.0	0.0	0.0	0.0	0.0
52.5°	0.0	0.0	0.0	0.0	0.0	0.0	0.0	0.0	0.0	0.0
55°	0.0	0.0	0.0	0.0	0.0	0.0	0.0	0.0	0.0	0.0
57.5°	0.0	0.0	0.0	0.0	0.0	0.0	0.0	0.0	0.0	0.0
60°	0.0	0.0	0.0	0.0	0.0	0.0	0.0	0.0	0.0	0.0
62.5°	0.0	0.0	0.0	0.0	0.0	0.0	0.0	0.0	0.0	0.0
65°	0.0	0.0	0.0	0.0	0.0	0.0	0.0	0.0	0.0	0.0
67.5°	0.0	0.0	0.0	0.0	0.0	0.0	0.0	0.0	0.0	0.0
70°	0.0	0.0	0.0	0.0	0.0	0.0	0.0	0.0	0.0	0.0
72.5°	0.0	0.0	0.0	0.0	0.0	0.0	0.0	0.0	0.0	0.0
75°	0.0	0.0	0.0	0.0	0.0	0.0	0.0	0.0	0.0	0.0
77.5°	0.0	0.0	0.0	0.0	0.0	0.0	0.0	0.0	0.0	0.0
80°	0.0	0.0	0.0	0.0	0.0	0.0	0.0	0.0	0.0	0.0
82.5°	0.0	0.0	0.0	0.0	0.0	0.0	0.0	0.0	0.0	0.0
85°	0.0	0.0	0.0	0.0	0.0	0.0	0.0	0.0	0.0	0.0
87.5°	0.0	0.0	0.0	0.0	0.0	0.0	0.0	0.0	0.0	0.0
90°	0.0	0.0	0.0	0.0	0.0	0.0	0.0	0.0	0.0	0.0
92.5°	0.0	0.0	0.0	0.0	0.0	0.0	0.0	0.0	0.0	0.0
95°	0.0	0.0	0.0	0.0	0.0	0.0	0.0	0.0	0.0	0.0
97.5°	0.0	0.0	0.0	0.0	0.0	0.0	0.0	0.0	0.0	0.0
100°	0.0	0.0	0.0	0.0	0.0	0.0	0.0	0.0	0.0	0.0
102.5°	0.0	0.0	0.0	0.0	0.0	0.0	0.0	0.0	0.0	0.0
105°	0.0	0.0	0.0	0.0	0.0	0.0	0.0	0.0	0.0	0.0
107.5°	0.0	0.0	0.0	0.0	0.0	0.0	0.0	0.0	0.0	0.0
110°	0.0	0.0	0.0	0.0	0.0	0.0	0.0	0.0	0.0	0.0



REPORT NUMBER: P10066
 CATALOG NUMBER: 1235L-RD-x-LED

CANDELA DISTRIBUTION (continued):

	95°	105°	115°	125°	135°	145°	155°	165°	175°	180°
112.5°	0.0	0.0	0.0	0.0	0.0	0.0	0.0	0.0	0.0	0.0
115°	0.0	0.0	0.0	0.0	0.0	0.0	0.0	0.0	0.0	0.0
117.5°	0.0	0.0	0.0	0.0	0.0	0.0	0.0	0.0	0.0	0.0
120°	0.0	0.0	0.0	0.0	0.0	0.0	0.0	0.0	0.0	0.0
122.5°	0.0	0.0	0.0	0.0	0.0	0.0	0.0	0.0	0.0	0.0
125°	0.0	0.0	0.0	0.0	0.0	0.0	0.0	0.0	0.0	0.0
127.5°	0.0	0.0	0.0	0.0	0.0	0.0	0.0	0.0	0.0	0.0
130°	0.0	0.0	0.0	0.0	0.0	0.0	0.0	0.0	0.0	0.0
132.5°	0.0	0.0	0.0	0.0	0.0	0.0	0.0	0.0	0.0	0.0
135°	0.0	0.0	0.0	0.0	0.0	0.0	0.0	0.0	0.0	0.0
137.5°	0.0	0.0	0.0	0.0	0.0	0.0	0.0	0.0	0.0	0.0
140°	0.0	0.0	0.0	0.0	0.0	0.0	0.0	0.0	0.0	0.0
142.5°	0.0	0.0	0.0	0.0	0.0	0.0	0.0	0.0	0.0	0.0
145°	0.0	0.0	0.0	0.0	0.0	0.0	0.0	0.0	0.0	0.0
147.5°	0.0	0.0	0.0	0.0	0.0	0.0	0.0	0.0	0.0	0.0
150°	0.0	0.0	0.0	0.0	0.0	0.0	0.0	0.0	0.0	0.0
152.5°	0.0	0.0	0.0	0.0	0.0	0.0	0.0	0.0	0.0	0.0
155°	0.0	0.0	0.0	0.0	0.0	0.0	0.0	0.0	0.0	0.0
157.5°	0.0	0.0	0.0	0.0	0.0	0.0	0.0	0.0	0.0	0.0
160°	0.0	0.0	0.0	0.0	0.0	0.0	0.0	0.0	0.0	0.0
162.5°	0.0	0.0	0.0	0.0	0.0	0.0	0.0	0.0	0.0	0.0
165°	0.0	0.0	0.0	0.0	0.0	0.0	0.0	0.0	0.0	0.0
167.5°	0.0	0.0	0.0	0.0	0.0	0.0	0.0	0.0	0.0	0.0
170°	0.0	0.0	0.0	0.0	0.0	0.0	0.0	0.0	0.0	0.0
172.5°	0.0	0.0	0.0	0.0	0.0	0.0	0.0	0.0	0.0	0.0
175°	0.0	0.0	0.0	0.0	0.0	0.0	0.0	0.0	0.0	0.0
177.5°	0.0	0.0	0.0	0.0	0.0	0.0	0.0	0.0	0.0	0.0
180°	0.0	0.0	0.0	0.0	0.0	0.0	0.0	0.0	0.0	0.0

(END OF REPORT)